
TASSCUBO

February 10, 2015

Susan E. Brown



TEXAS HIGHER EDUCATION
COORDINATING BOARD



WHAT IS NEW AT THE CB?

- The Next Long-Range Strategic Plan for Texas
- Formula Funding Comparisons
- Texas Consumer Resource for Education and Workforce Studies (Texas CREWS)
- SB 271 – Community College Baccalaureates
- Accountability Groups will be reviewing Out-Of-State Peers

Goals for the Next Long-Range Strategic Plan for Texas



EDUCATIONAL ATTAINMENT

Overarching Goal: By 2030, at least **60 percent** of Texans ages 25-34 will have a postsecondary credential or degree.



COMPLETION

Goal: By 2030, at least **550,000** students in that year will complete a certificate, associate, bachelor's, or master's from a Texas public, independent, or for-profit college or university.



MARKETABLE SKILLS

Goal: By 2030, all graduates from Texas public institutions of higher education will have completed **programs with identified marketable skills**.



STUDENT DEBT

Goal: By 2030, undergraduate student loan debt will not exceed **60 percent** of first-year wage for graduates of Texas public institutions.

FUNDING

		HB 1		SB 1	
	2014-15	Dollars	% Change	Dollars	% Change
GAI	\$4,359	\$4,553	4.4%	\$4,553	4.4%
I&O	\$3,662	\$3,838	4.8%	\$3,838	4.8%
Infrastructure	\$676	\$696	3%	\$696	3%
Small Inst Sup	\$20.7	\$18.9	-8.9%	\$18.9	-8.9%
HRIs	\$1,756.9	\$1,836.6	4.5%	\$1,876.9	6.8%
I&O	\$1,084.0	\$1,137.3	4.9%	\$1,180.5	8.9%
Infrastructure	\$248.4	\$255.8	3.0%	\$253.6	2.1%
Research	\$68.7	\$72.4	5.4%	\$71.7	4.4%
GME	\$53.7	\$57.4	6.9%	\$57.4	6.9%
Mission Spec	\$302.1	\$313.7	3.8%	\$313.7	3.8%



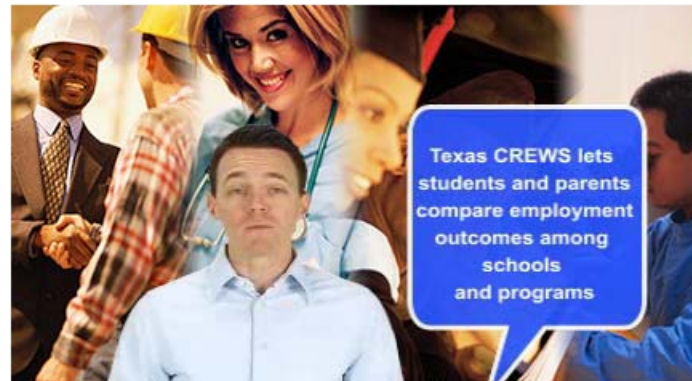
CREWS

Texas Consumer Resource for Education and Workforce Statistics

The Texas Consumer Resource for Education and Workforce Statistics (Texas CREWS) is an interactive dashboard tool providing comparative information about Texas public 2-year and 4-year postsecondary institutions. By evaluating programs and institutions on the basis of resultant wages and student loan levels, Texas CREWS will allow parents and students to make informed decisions about college and get the best return on their educational investment.



Click to get started, then use the dropdown menus to search by program/major, institution, or by the occupation field of interest.





CREWS

Texas Consumer Resource for Education and Workforce Statistics

Back

Select a Major

- Major
- Accounting and Computer Science
- Accounting and Related Services
- Advanced/Graduate Dentistry and Oral Sciences
- Aerospace, Aeronautical and Astronautical Engineering
- Agricultural Business and Management
- Agricultural Engineering

Select an Occupational Area

- Occupational Area
- Architecture and Engineering Occupations
- Arts, Design, Entertainment, Sports, and Media Occupations
- Building and Grounds Cleaning and Maintenance Occupations
- Business and Financial Operations Occupations
- Community and Social Service Occupations
- Computer and Mathematical Occupations

Select an Institution Tier

- Tier
- State
- 2-year
- 4-year



Select an Occupation: Business and Financial Operations Occupations

- Occupation
- Accountants and Auditors
- Agents and Business Managers of Artists, Performers, and Athletes
- Appraisers and Assessors of Real Estate
- Budget Analysts
- Business Operations Specialists, All Other

Select a Major: Business and Financial Operations Occupations ,
Occupation: Accountants and Auditors

- Major
- Accounting and Computer Science
- Accounting and Related Services
- Criminal Justice and Corrections
- Taxation





Back

Select a Major

Major

- [Accounting and Computer Science](#)
- [Accounting and Related Services](#)
- [Advanced/Graduate Dentistry and Oral Sciences](#)
- [Aerospace, Aeronautical and Astronautical Engineering](#)
- [Agricultural Business and Management](#)
- [Agricultural Engineering](#)

Select an Occupational Area

Occupational Area

- [Architecture and Engineering Occupations](#)
- [Arts, Design, Entertainment, Sports, and Media Occupations](#)
- [Building and Grounds Cleaning and Maintenance Occupations](#)
- [Business and Financial Operations Occupations](#)
- [Community and Social Service Occupations](#)
- [Computer and Mathematical Occupations](#)

Select an Institution Tier

Tier

- [State](#)
- [2-year](#)
- [4-year](#)

Select an Institution

Institution

- [Statewide Summary for Health Schools \(Academic\)](#)
- [Statewide Summary for Universities](#)
- [Angelo State University](#)
- [Baylor College of Medicine](#)
- [Lamar University](#)
- [Midwestern State University](#)
- [Prairie View A&M University](#)
- [Sam Houston State University](#)
- [Stephen F. Austin State University](#)
- [Sul Ross State University](#)
- [Sul Ross State University Rio Grande College](#)
- [Tarleton State University](#)
- [Texas A&M International University](#)
- [Texas A&M University](#)
- [Texas A&M University System Health Science Center](#)
- [Texas A&M University at Galveston](#)





CREWS

Texas Consumer Resource for Education and Workforce Statistics

Year:
 Major:

CIP Title: Accounting and Related Services.

Definition

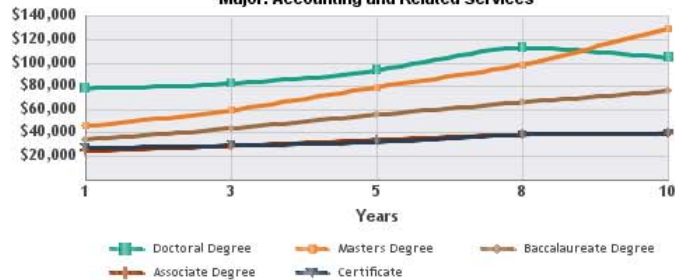
A program that prepares individuals to practice the profession of accounting and to perform related business functions. Includes instruction in accounting principles and theory, financial accounting, managerial accounting, cost accounting, budget control, tax accounting, legal aspects of accounting, auditing, reporting procedures, statement analysis, planning and consulting, business

Accounting and Related Services.

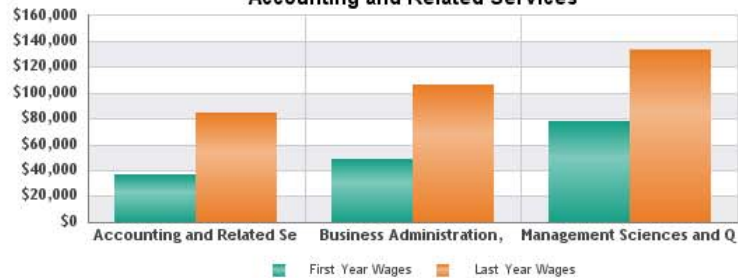
Occupation

- Accountants and Auditors
- Billing and Posting Clerks and Machine Operators
- Bookkeeping, Accounting, and Auditing Clerks
- Brokerage Clerks
- Budget Analysts

Average Earnings by Degree Level
Major: Accounting and Related Services



Compare Average Earnings with other Majors
Accounting and Related Services



Output in Excel

Institution	Avg SAT	Avg Tuition and Fees	# of Grads	Time to Degree (Years)	% Completers Submitting SAT Scores	Mean SAT Score	% Completers with Loans	Avg Loan	Avg Year 1 Wages	Avg Year 3 Wages	Avg Year 5 Wages	Avg Year 8 Wages	Avg Year 10 Wages	Loan/1st Year Wage Ratio
Degree Level: Total														
Statewide Summary for Community, Technical, and State Colleges			329	4.57			23%	\$15,428	\$25,344	\$29,040	\$33,333	\$38,533	\$39,500	0.96:1
Statewide Summary for Universities			2,416	5.70	8%	1,081	51%	\$22,006	\$37,736	\$48,235	\$62,194	\$75,128	\$90,641	0.81:1
State			2,745	5.54	7%	1,081	48%	\$21,630	\$36,342	\$46,046	\$58,783	\$70,942	\$84,476	0.81:1
Alamo Community College - St. Philips College			9	4.55			22%	\$11,886	\$22,934	\$29,803	\$37,195	\$41,464	\$42,094	0.36:1
Angelo State University			39	5.24	13%	1,070	56%	\$19,027	\$33,625	\$41,582	\$56,996	\$72,383	\$94,321	0.73:1
Austin Community College			7	7.95			43%	\$8,098	\$35,534	\$35,777	\$42,235	\$41,245	\$46,250	0.28:1
Brookhaven College			13	4.36			15%	\$7,713	\$31,907	\$34,018	\$39,530	\$41,602	\$47,043	0.19:1
Cedar Valley College			8	5.77			13%	\$108,085	\$28,916	\$28,572	\$32,614	\$42,941	\$36,940	2.57:1
Coastal Bend College			6	6.20			0%		\$18,222	\$21,409	\$22,175	\$33,444	\$36,921	N/A



CREWS

Texas Consumer Resource for Education and Workforce Statistics

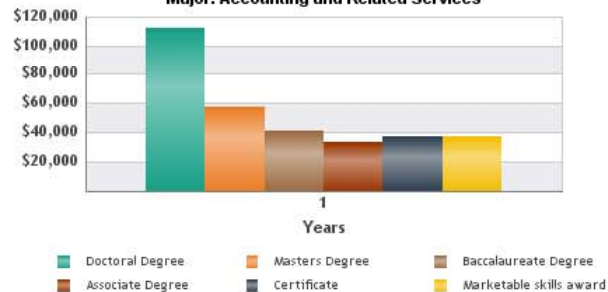
CIP Title: Accounting and Related Services.

Definition
 A program that prepares individuals to practice the profession of accounting and to perform related business functions. Includes instruction in accounting principles and theory, financial accounting, managerial accounting, cost accounting, budget control, tax accounting, legal aspects of accounting, auditing, reporting procedures, statement analysis, planning and executing business

Accounting and Related Services.

- Occupation**
- Accountants and Auditors
 - Billing and Posting Clerks and Machine Operators
 - Bookkeeping, Accounting, and Auditing Clerks
 - Brokerage Clerks
 - Budget Analysts

Average Earnings by Degree Level
 Major: Accounting and Related Services



Compare Average Earnings with other Majors
 Accounting and Related Services



[Output in Excel](#)

Institution	SAT	Avg Tuition and Fees	# of Grads	Time to Degree (Years)	% Completers Submitting SAT Scores	Mean SAT Score	% Completers with Loans	Avg Loan	Avg Year 1 Wages	Avg Year 3 Wages	Avg Year 5 Wages	Avg Year 8 Wages	Avg Year 10 Wages	Loan/1st Year Wage Ratio
Degree Level: Total														
Statewide Summary for Community, Technical, and State Colleges			720	4.65			33%	\$14,456	\$35,635					0.53:1
Statewide Summary for Universities			4,007	5.33	30%	1,048	59%	\$28,534	\$46,055					0.77:1
State			4,727	5.22	26%	1,048	55%	\$27,252	\$44,583					0.75:1
Alamo Community College - San Antonio College			7	3.78			43%	\$29,193	\$28,963					1.12:1
Alamo Community College - St. Philips College			18	5.11			44%	\$12,423	\$32,733					0.56:1
Angelina College			5	5.29			0%	\$25,777						N/A
Angelo State University			29	5.26	38%	989	45%	\$30,969	\$40,292					0.84:1
Austin Community College			103	5.45			39%	\$18,956	\$42,169					0.48:1
Blinn College			9	4.80			44%	\$7,263	\$20,427					0.59:1



CREWS

Texas Consumer Resource for Education and Workforce Statistics

Year:
 Major:

CIP Title: Accounting and Related Services.

Definition

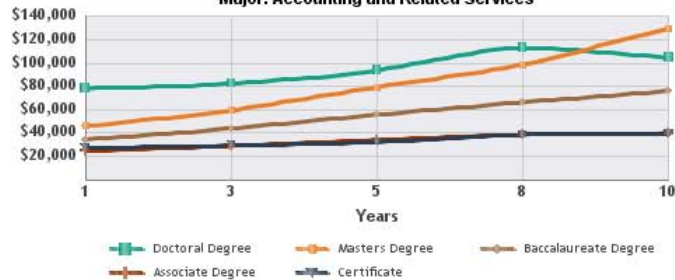
A program that prepares individuals to practice the profession of accounting and to perform related business functions. Includes instruction in accounting principles and theory, financial accounting, managerial accounting, cost accounting, budget control, tax accounting, legal aspects of accounting, auditing, reporting procedures, statement analysis, planning and consulting, business...

Accounting and Related Services.

Occupation

- Accountants and Auditors
- Billing and Posting Clerks and Machine Operators
- Bookkeeping, Accounting, and Auditing Clerks
- Brokerage Clerks
- Budget Analysts

Average Earnings by Degree Level
Major: Accounting and Related Services



Compare Average Earnings with other Majors
Accounting and Related Services



Output in Excel

Institution	Avg SAT	Avg Tuition and Fees	# of Grads	Time to Degree (Years)	% Completers Submitting SAT Scores	Mean SAT Score	% Completers with Loans	Avg Loan	Avg Year 1 Wages	Avg Year 3 Wages	Avg Year 5 Wages	Avg Year 8 Wages	Avg Year 10 Wages	Loan/1st Year Wage Ratio
Degree Level: Total														
Statewide Summary for Community, Technical, and State Colleges			329	4.57			23%	\$15,428	\$25,344	\$29,040	\$33,333	\$38,533	\$39,500	0.96:1
Statewide Summary for Universities			2,416	5.70	8%	1,081	51%	\$22,006	\$37,736	\$48,235	\$62,194	\$75,128	\$90,641	0.81:1
State			2,745	5.54	7%	1,081	48%	\$21,630	\$36,342	\$46,046	\$58,783	\$70,942	\$84,476	0.81:1
Alamo Community College - St. Philips College			9	4.55			22%	\$11,886	\$22,934	\$29,803	\$37,195	\$41,464	\$42,094	0.36:1
Angelo State University			39	5.24	13%	1,070	56%	\$19,027	\$33,625	\$41,582	\$56,996	\$72,383	\$94,321	0.73:1
Austin Community College			7	7.95			43%	\$8,098	\$35,534	\$35,777	\$42,235	\$41,245	\$46,250	0.28:1
Brookhaven College			13	4.36			15%	\$7,713	\$31,907	\$34,018	\$39,530	\$41,602	\$47,043	0.19:1
Cedar Valley College			8	5.77			13%	\$108,085	\$28,916	\$28,572	\$32,614	\$42,941	\$36,940	2.57:1
Coastal Bend College			6	6.20			0%		\$18,222	\$21,409	\$22,175	\$33,444	\$36,921	N/A



CREWS

Texas Consumer Resource for Education and Workforce Statistics

Institution:
 Degree Level:
 Year:
 Major:

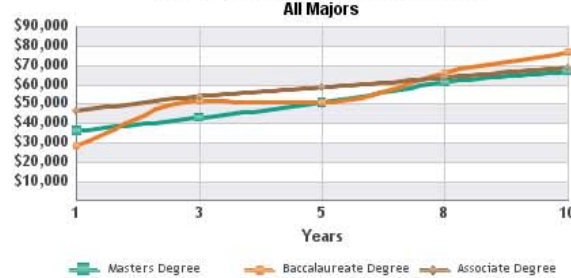
School Profile

Angelo State University
General Information

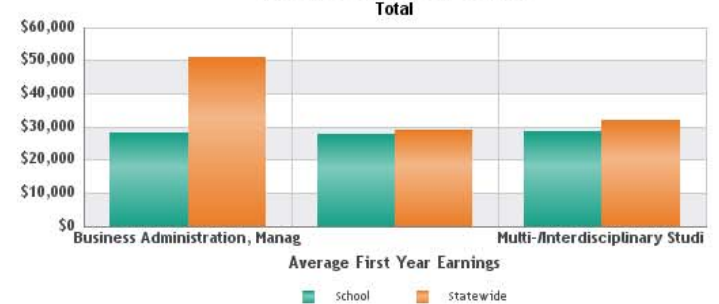
Type of Institution	4-year
Address	San Angelo, TX
Average Tuition Fees (Undergraduate)	\$3,084
Number of Graduates	1,032
Mean SAT Score (Undergraduate)	1,050
Time to Degree (Undergraduate)	5.24
Average Loan Amount	\$24,371
Average First Year Earnings	\$30,104
Loan/1st Year Wage Ratio	1.12:1
Percent of Completers with Loans	60%
TX Unemployment Rate	6%

For more information on graduates' placement immediately after graduation [click here](#)

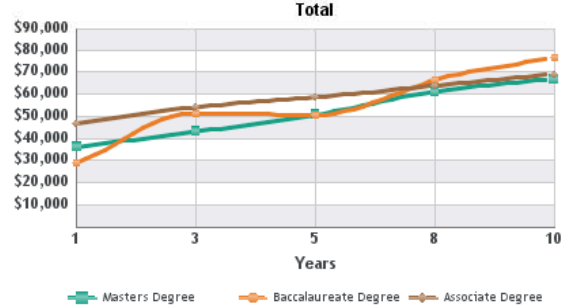
Average Earnings by Degree Level



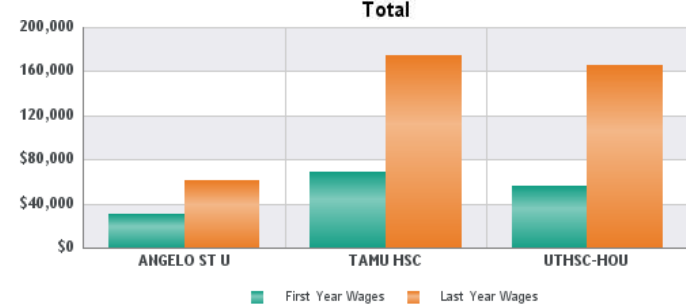
Three Most Popular Programs



Average Earnings by Degree Level



Comparison of Average Earnings with Other Institutions



Output in Excel

Program	# of Grads	% Completers with Loans	Avg Loan	Avg Year 1 Wages	Avg Year 3 Wages	Avg Year 5 Wages	Avg Year 8 Wages	Avg Year 10 Wages	Loan/1st Year Wage Ratio
Degree Level: Total									
Accounting and Related Services	39	56%	\$19,027	\$33,625	\$41,582	\$56,996	\$72,383	\$94,321	0.73:1
Animal Sciences	38	42%	\$24,898	\$24,803	\$33,665	\$41,727	\$51,271	\$58,825	2.41:1
Biochemistry, Biophysics and Molecular Biology	5	80%	\$76,084	\$22,174	\$34,122	\$43,501	\$35,518	\$66,607	2.58:1
Biology, General	33	70%	\$51,235	\$16,092	\$24,698	\$36,647	\$66,569	\$101,448	3.11:1
Business Administration, Management and Operations	99	49%	\$19,211	\$28,027	\$38,461	\$48,419	\$61,279	\$67,134	0.88:1
Chemistry	7	71%	\$47,838	\$33,194	\$36,636	\$67,635	\$67,429	\$52,131	0.84:1
Communication and Media Studies	59	53%	\$18,048	\$24,259	\$29,894	\$42,571	\$50,696	\$60,748	1.04:1
Computer and Information Sciences, General	28	36%	\$12,270	\$34,426	\$45,117	\$54,697	\$67,116	\$76,106	0.41:1
Counseling Psychology	11	36%	\$40,856	\$27,199	\$33,879	\$38,124	\$40,873	\$47,508	3.25:1
Educational Administration and Supervision	20	25%	\$12,612	\$41,046	\$48,892	\$54,082	\$61,596	\$65,568	0.37:1

QUESTIONS?



TEXAS HIGHER EDUCATION
COORDINATING BOARD